



Setting the scene: Facing today's migration challenges together

Laura Thompson


Deputy-Director General
International Organization for Migration (IOM)

Global Migration Group Symposium

“Overcoming barriers: Building partnerships for migration and human development”
Geneva, 27-28 May 2010



Objectives



First IOM World Migration Report published in 2000.

Where do we stand ten years after?

- How have **migration patterns** been changing?
- How has the **international community** responded ?
- What are some of the **new challenges** which will need to be addressed in the future?




Key Messages

- 1. Migration has increased and affects nearly every country in the world.**
- 2. Increasing attention given to migration by international community, but many countries still lack the capacity to manage migration effectively.**
- 3. Without early action, new migration challenges may strain existing capacities.**



1. Comparing migration in 2000 and 2010: TOTAL MIGRANTS



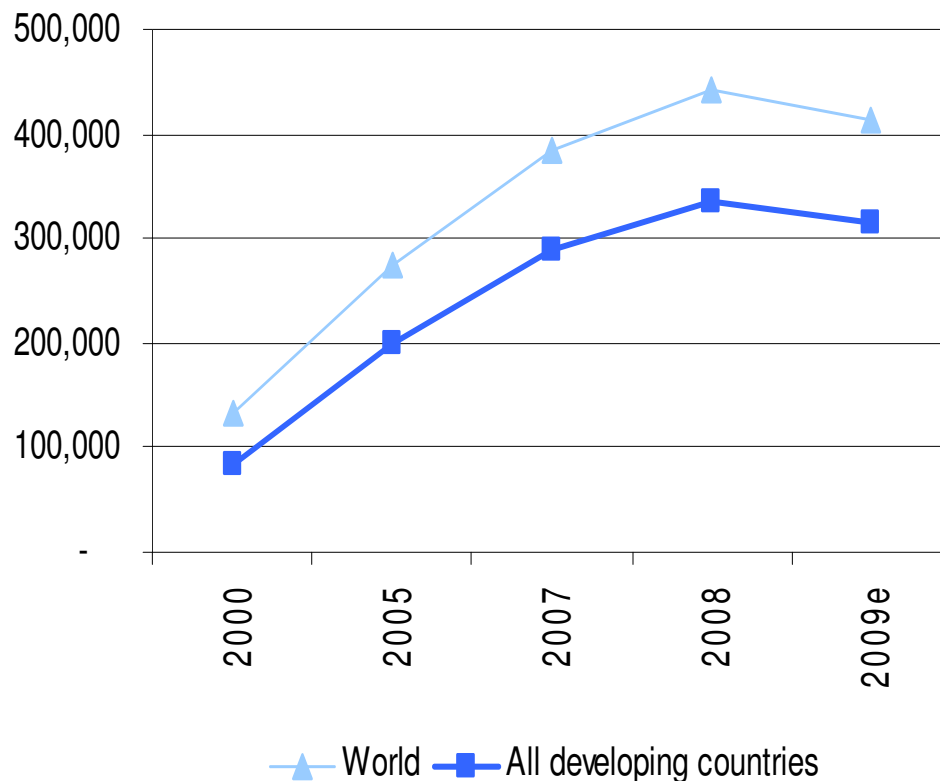
- **Migrants increased:** 150 million (2000) estimated 214 million (2010).
- In 2010, **one out of every 33 persons is an international migrant** (in 2000, one out of every 35 people).

Sources: IOM, 2000; UN DESA, 2009.



1. Comparing migration in 2000 and 2010: REMITTANCES

Remittances, total and to developing countries, in 2000 and 2010 (in million)



Remittances have increased exponentially: USD 132 billion in 2000; for 2009 estimated at USD 414 billion.



1. Comparing migration in 2000 and 2010: Refugees and Vulnerable Migrants

- **Refugee numbers are roughly stable:** 13,599,900 in 2009 compared to 14 million in 2000.
- **Proportion of refugees** in migrant stocks **has fallen** from 8.8% in 2000 to 7.6% in 2010.
- **IDP numbers have grown from 21 million** in 2000 **to 26 million** at the end of 2008.
- **Number of “vulnerable migrants”**, unaccompanied minors, stranded migrants, victims of trafficking, **is of growing concern**, although precise data lacking.

Sources: US Committee for Refugees, 2009; UNPD, 2009; IDMC, 2009.

Note : For Refugees numbers, the World Refugee Survey has been used for consistency and comparability.



1. Comparing migration in 2000 and 2010: **VULNERABLE Migrants**

- Economic crisis makes migrants even more vulnerable: **danger of “scape goating” migrants, and increasing xenophobia.**
- Need to close the gap between formal applicability of rights and enjoyment of rights in practice.
- **Lack of respect for the human rights of migrants** reduces their ability to contribute to **development.**



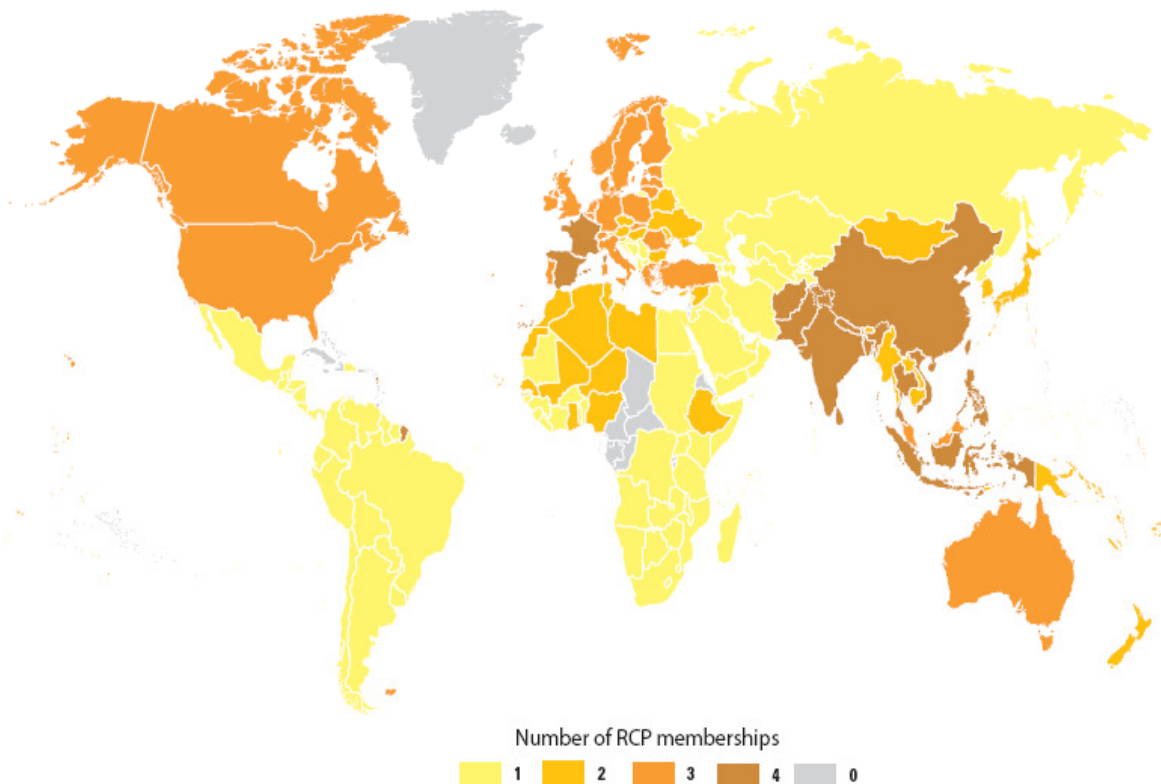
2. Migration Governance: NATIONAL level

- **Growth in requests from national governments for migration capacity-building assistance.**
- **Governance of migration begins at the national level, but most States lack the capacity to manage migration effectively.**
- Need to ensure that **adequate capacities exist at national and international levels** to manage migration safely, comprehensively and effectively.



2. Migration Governance: REGIONAL level

Memberships of Regional Processes on Migration, January 2010



Growth in the number of RCPs and participating States. Since 2000, 7 new RCPs have been set up.

Source: IOM, 2010.



2. Migration Governance: GLOBAL level

- **Growing interest in migration at international level.**
- **UN High-Level Dialogue on International Migration and Development (2006 and forthcoming 2013).**
- **Global Forum on Migration and Development (GFMD) (since 2007).**
- **Creation of GMG (2006)**
- **Growth of IOM: 86 member states in 2001 to 127 today.**



3. NEW CHALLENGES for Migration Policy

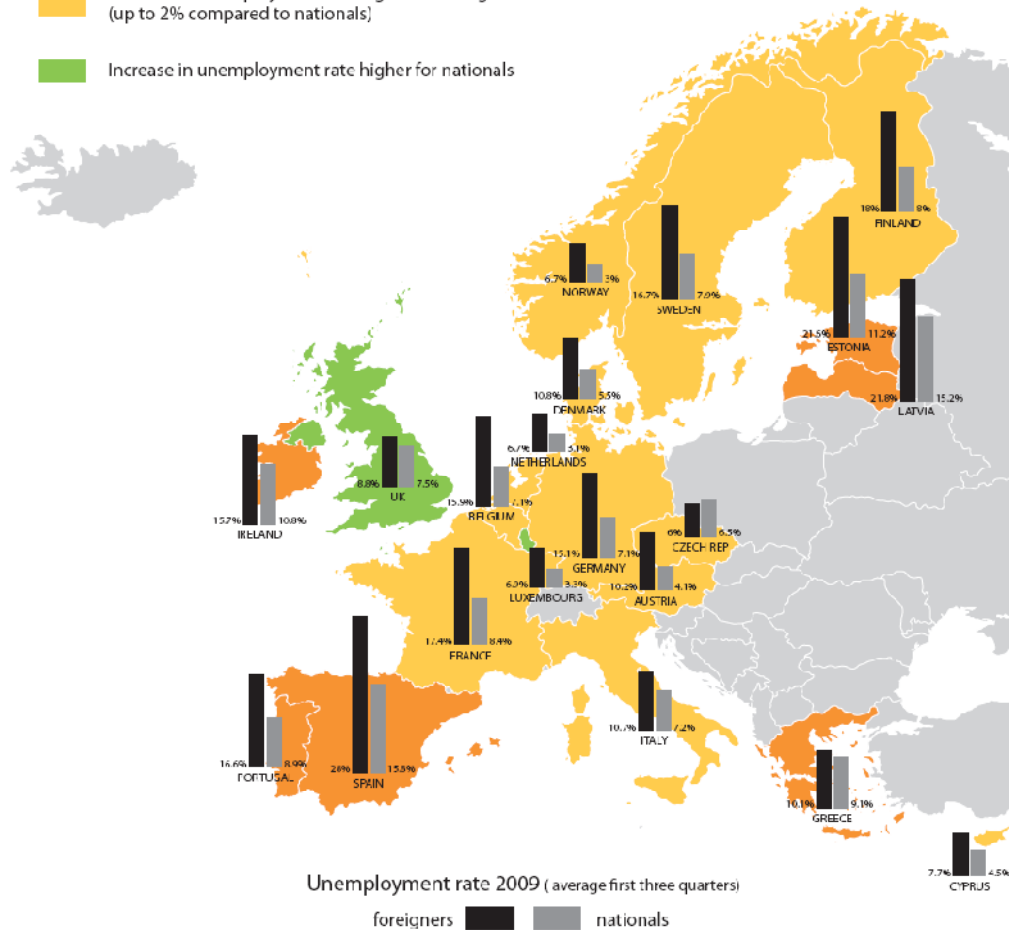
World Migration Report 2010 - *The Future of Migration: Building Capacities for Change*

- Aim of this year's report to help States, regional and international organizations, civil society and the private sector to **prepare for future migration challenges.**
- Future is difficult to predict, but **several new challenges can already be identified.**



3. New Challenges for Migration Policy: ECONOMIC CRISIS

- Increase in unemployment rate higher for foreigners (2% and more compared to nationals)
- Increase in unemployment rate higher for foreigners (up to 2% compared to nationals)
- Increase in unemployment rate higher for nationals



Unemployment rates have grown faster for migrants than for nationals between 2008 and 2009

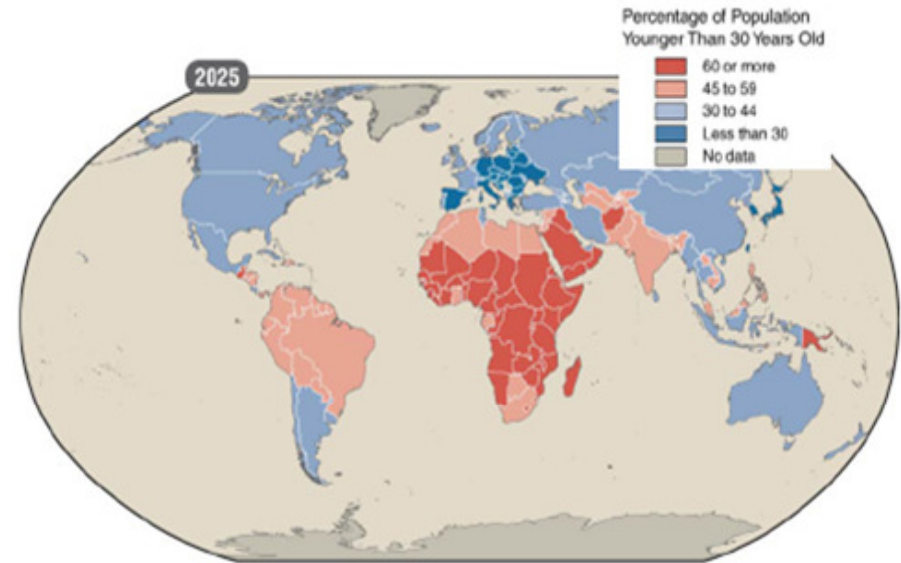
Changes in unemployment rate of nationals and foreigners, in selected European countries, 2008-2009

Source: Based on Eurostat, 2010.

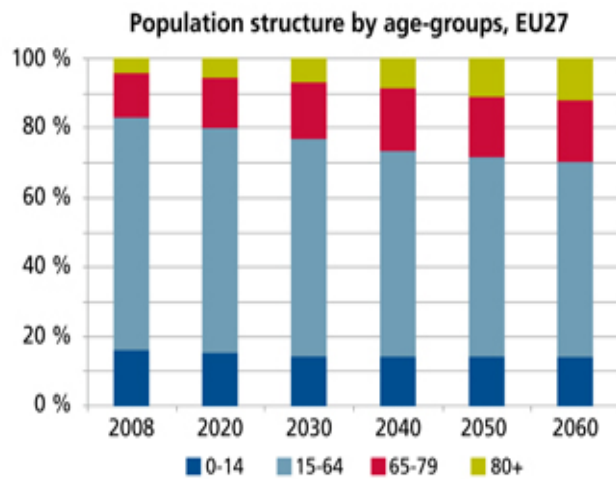


3. New Challenges for Migration Policy: Demographic Change

**Ageing populations
and fall in working age
population in most
industrialized countries**



Source: Atlantic Council, 2008.



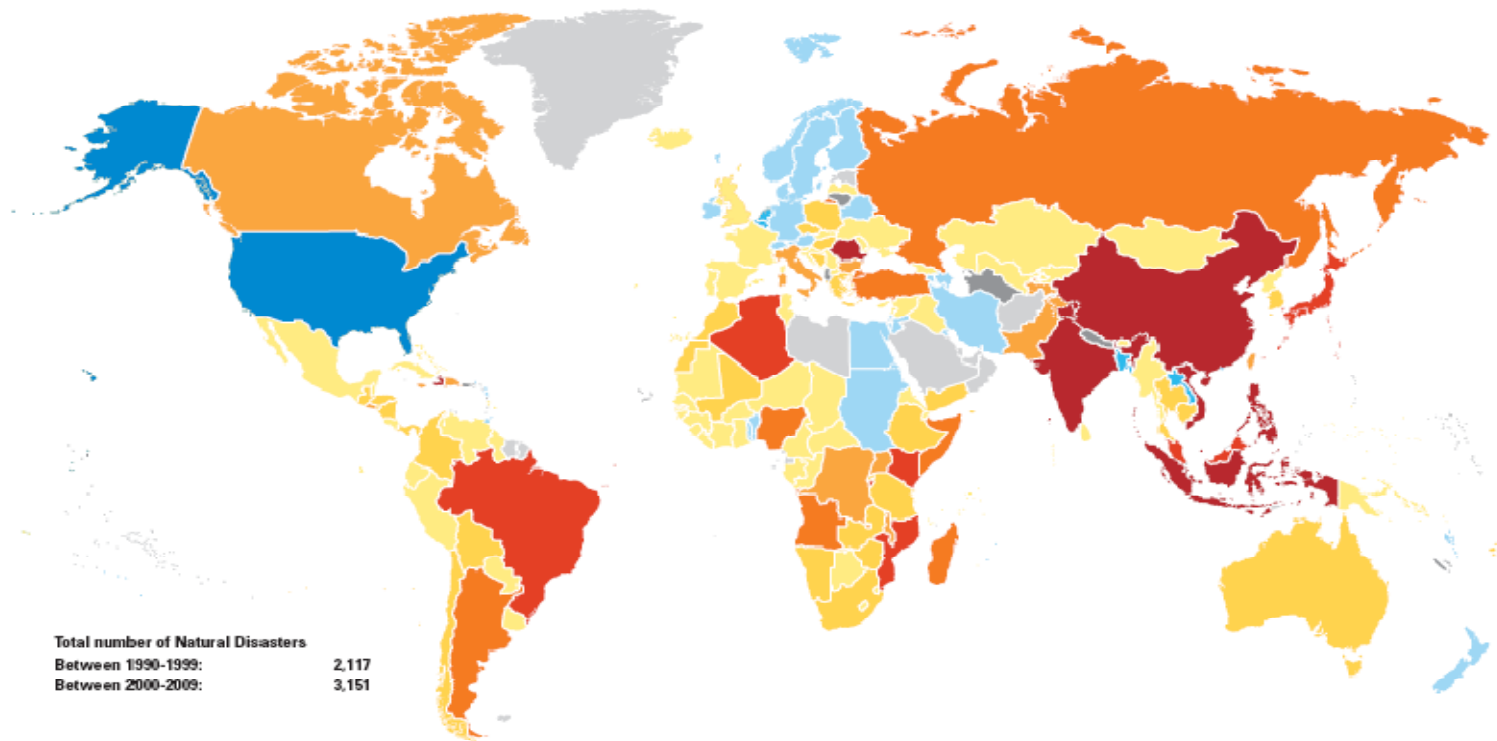
Source: EC, 2009 Ageing Report.

**Growing labour
surplus in many
developing countries**



3. New Challenges for Migration Policy: **CLIMATE CHANGE**

Change in the number of natural disasters between 1990-1999 and 2000-2009



Change in the number of Natural Disasters between 1990-1999 and 2000-2009



Sources: Based on EM DAT, OFDA/CRED, 2010.



Conclusions

To address new challenges effectively will require:

- **Stronger partnerships between countries of origin, destination and transit.**
- **Further investment in capacity-building.**
- **Greater policy coherence.**